

vtech[®]
Baby

User's Manual

Chilly Bug Teether™



© 2016 VTech
Printed in China
91-003141-000-006

Dear Parent,

Ever notice the look on your baby's face when they learn something new through their own discovery? These self-accomplished moments are a parent's greatest reward. To help fulfill them, **VTech®** created the **Infant Learning®** series of toys.

These unique interactive learning toys directly respond to what children do naturally – play! Using innovative technology, these toys react to baby's interactions, making each play experience fun and unique as they learn age-appropriate concepts like first words, numbers, shapes, colors and music. More importantly, **VTech®'s Infant Learning®** toys develop baby's mental and physical abilities by inspiring, engaging and teaching.

At **VTech®**, we know that a child has the ability to do great things. That's why all of our electronic learning products are uniquely designed to develop a child's mind and allow them to learn to the best of their ability. We thank you for trusting **VTech®** with the important job of helping your child learn and grow!

Sincerely,

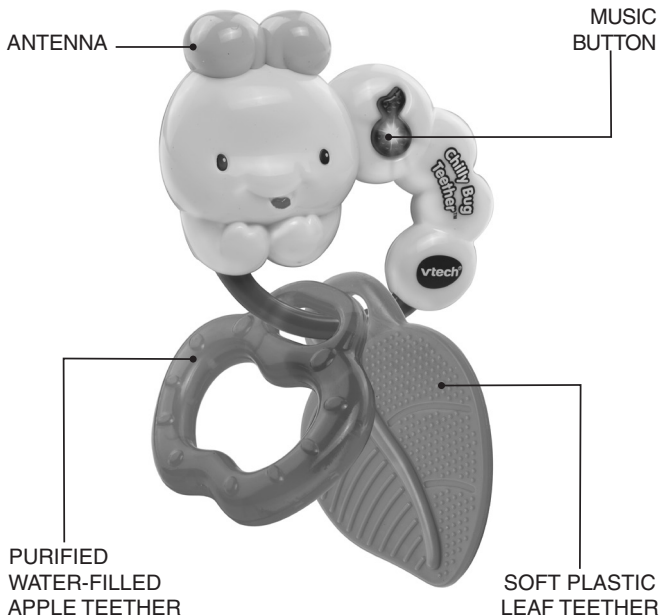
Your friends at **VTech®**

To learn more about **VTech®** toys, visit vtechkids.com

INTRODUCTION

Thank you for purchasing the **VTech® Chilly Bug Teether™** learning toy!

The **Chilly Bug Teether™** by **VTech®** is the perfect grab and go toy! Press the music button to hear songs, sounds, phrases and music while using the two soft teethers to soothe sore gums.



INCLUDED IN THIS PACKAGE

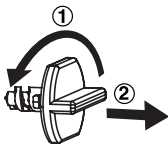
- One VTech® Chilly Bug Teether™
- One purified water-filled apple teether
- One soft plastic leaf teether
- One user's manual

WARNING: All packing materials, such as tape, plastic sheets, packaging locks and tags are not part of this toy, and should be discarded for your child's safety.

ATTENTION: Pour la sécurité de votre enfant, débarrassez-vous de tous les produits d'emballage tels que rubans adhésifs, feuilles de plastique, attaches et étiquettes. Ils ne font pas partie du jouet.

NOTE: Please keep this user's manual as it contains important information.

Unlock the packaging locks:




- ① Turn the packaging lock counter-clockwise several times.
- ② Pull out and discard the packaging lock.

Included In This Package

GETTING STARTED

BATTERY INSTALLATION

1. Locate the battery cover on the back of the unit. Use a screwdriver to loosen the screw.
2. Install one new 'AAA' (AM-4/LR03) battery following the diagram inside the battery box. (The use of a new alkaline battery is recommended for maximum performance.)
3. Replace the battery cover and tighten the screw to secure.



BATTERY NOTICE

- Use new alkaline batteries for maximum performance.
- Use only batteries of the same or equivalent type as recommended.
- Do not mix different types of batteries: alkaline, standard (carbon-zinc) or rechargeable (Ni-Cd, Ni-MH), or new and used batteries.
- Do not use damaged batteries.
- Insert batteries with the correct polarity.
- Do not short-circuit the battery terminals.
- Remove exhausted batteries from the toy.
- Remove batteries during long periods of non-use.
- Do not dispose of batteries in fire.
- Do not charge non-rechargeable batteries.
- Remove rechargeable batteries from the toy before charging (if removable).
- Rechargeable batteries are only to be charged under adult supervision.

PRODUCT FEATURES

1. AUTOMATIC SHUT-OFF

To preserve battery life, the **VTech® Chilly Bug Teether™** will automatically power-down after each sound response. The unit can be turned on again by pressing the music button.



2. TEETHERS

Before using the teethers for the first time and after each use, wash with warm soapy water, rinse and air dry. DO NOT use boiling water, steam, a microwave or dishwasher to clean the teethers. To chill the purified water-filled apple teether, place in the refrigerator. DO NOT place in the freezer compartment. Check the teethers regularly for wear. Discard the teethers if any cracks or tears are found on the teethers.




3. To open the ring, turn the **locking mechanism** to the unlock (🔓) position and press down. While pressing down the lock button, pull the end of the ring out from the caterpillar. Add or remove the teethers as necessary. Insert the end of the ring into the caterpillar.



ACTIVITIES

1. Press the **music button** to hear playful phrases, songs, fun sounds and melodies. The light will flash with the sounds.



MELODY LIST

1. Aiken Drum
2. Riddle Song
3. Glow Worm
4. Grandfather's Clock
5. Listen to the Mockingbird
6. Polly Wolly Doodle
7. Skip To My Lou
8. This Old Man
9. Little Miss Muffet
10. Alouette



SUNG SONG LYRICS

SONG 1

I have a big smiling face,
I am happy because I get to play with you!

SONG 2


Nibble, nibble, crunch!
I'm dreaming of a green leaf to munch!

SONG 3

I like to munch, chew and crunch.
I want the red apple for my lunch!

CARE & MAINTENANCE




1. Keep the unit clean by wiping it with a slightly damp cloth.
 2. Keep the unit out of direct sunlight and away from any direct heat source.
 3. Remove the batteries when the unit will not be in use for an extended period of time.
 4. Do not drop the unit on hard surfaces and do not expose the unit to moisture or water.
- 

TROUBLESHOOTING

If for some reason the program/activity stops working or malfunctions, please follow these steps:

1. Interrupt the power supply by removing the batteries.
2. Let the unit stand for a few minutes, then replace the batteries.
3. If the product still does not work, replace with a new set of batteries.

If the problem persists, please call our Consumer Services Department at 1-800-521-2010 in the U.S. or 1-877-352-8697 in Canada, and a service representative will be happy to help you.



For information on this product's warranty, please call **VTech**® at 1-800-521-2010 in the U.S. or 1-877-352-8697 in Canada.



IMPORTANT NOTE:

Creating and developing **Infant Learning** products is accompanied by a responsibility that we at **VTech**® take very seriously. We make every effort to ensure the accuracy of the information, which forms the value of our products. However, errors sometimes can occur. It is important for you to know that we stand behind our products and encourage you to call our Consumer Services Department on at 1-800-521-2010 in the U.S. or 1-877-352-8697 in Canada, with any problems and/or suggestions that you might have. A service representative will be happy to help you.

Note:

This equipment has been tested and found to comply with the limits for a Class B digital device, pursuant to Part 15 of the FCC Rules. These limits are designed to provide reasonable protection against harmful interference in a residential installation. This equipment generates, uses and can radiate radio frequency energy and, if not installed and used in accordance with the instructions, may cause harmful interference to radio communications. However, there is no guarantee that interference will not occur in a particular installation. If this equipment does cause harmful interference to radio or television reception, which can be determined by turning the equipment off and on, the user is encouraged to try to correct the interference by one or more of the following measures:

- Reorient or relocate the receiving antenna
- Increase the separation between the equipment and receiver
- Connect the equipment into an outlet on a circuit different from that to which the receiver is connected
- Consult the dealer or an experienced radio/TV technician for help



THIS DEVICE COMPLIES WITH PART 15 OF THE FCC RULES. OPERATION IS SUBJECT TO THE FOLLOWING TWO CONDITIONS: (1) THIS DEVICE MAY NOT CAUSE HARMFUL INTERFERENCE, AND (2) THIS DEVICE MUST ACCEPT ANY INTERFERENCE RECEIVED, INCLUDING INTERFERENCE THAT MAY CAUSE UNDESIRE OPERATION.

CAN ICES-3 (B)/NMB-3(B)

Caution: Changes or modifications not expressly approved by the party responsible for compliance could void the user's authority to operate the equipment.



Other Info

10